

DATA BRIEF

GUN DEATHS IN BIG CITIES

BY SAIMA NIAMATULLAH, AMY AUCHINCLOSS, KATIE LIVENGOOD

OVERVIEW

This brief uses data on gun deaths¹ from the Big Cities Health Inventory (BCHI) data platform. Data are shown for the 35 member cities in the Big Cities Health Coalition (BCHC). Within BCHC cities, gun death rates ranged from a low of 3 deaths to a high of 43 deaths, per 100,000 population, age-adjusted.

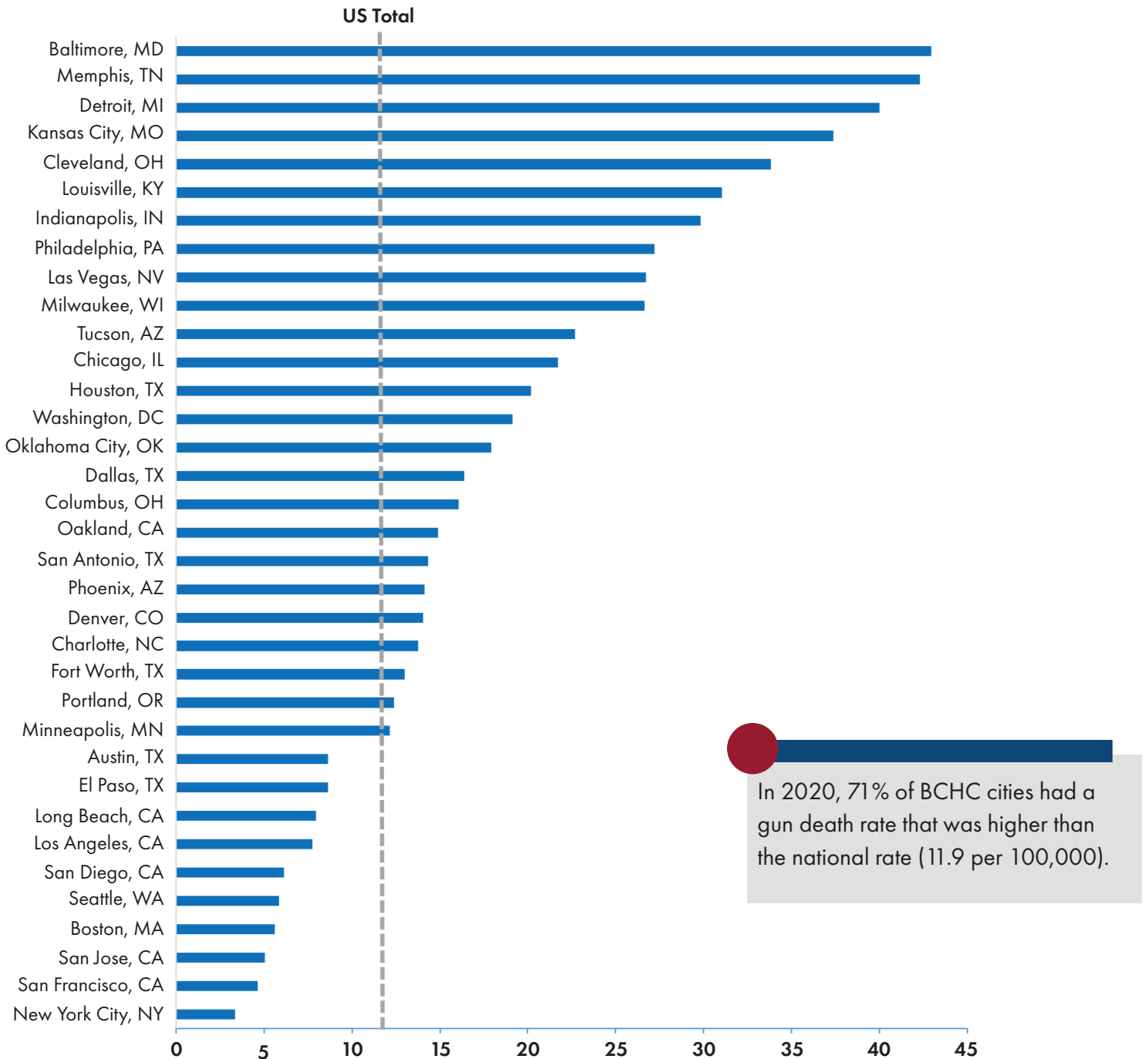


Figure 1: Gun death rate in BCHC cities, 2020 (per 100,000 population, age-adjusted).

¹In this data brief, 'gun deaths' refer to 'firearm deaths' which is the term used by the Centers for Disease Control and Prevention. Firearm deaths are from weapons using a powder charge (e.g., handguns, rifles and shotguns). Excluded are the small number of deaths per year from air- and gas-powered guns (e.g., BB guns and pellet guns) because they are not considered firearms.

INCREASE IN GUN DEATHS IN BCHC CITIES

Between 2019 and 2020, gun deaths rose 29%, with the increase largely due to homicides. The recent surge in homicides in the nation’s largest cities is not fully understood, but experts point toward a web of causes that converged during the COVID-19 pandemic. Notably, during the pandemic, there was a sharp rise in gun purchases and gun-carrying. In densely populated urban communities that have been subject to years of structural inequalities and under-investment, the proliferation of guns and lack of opportunities for young people have been particularly lethal.

Over the past decade, there were nearly 60,000 gun deaths in BCHC cities; most were homicides (65%), followed by suicide (32%), and 3% occurred for other reasons.

In 2020, across BCHC cities, there were approximately 19 gun deaths each day.

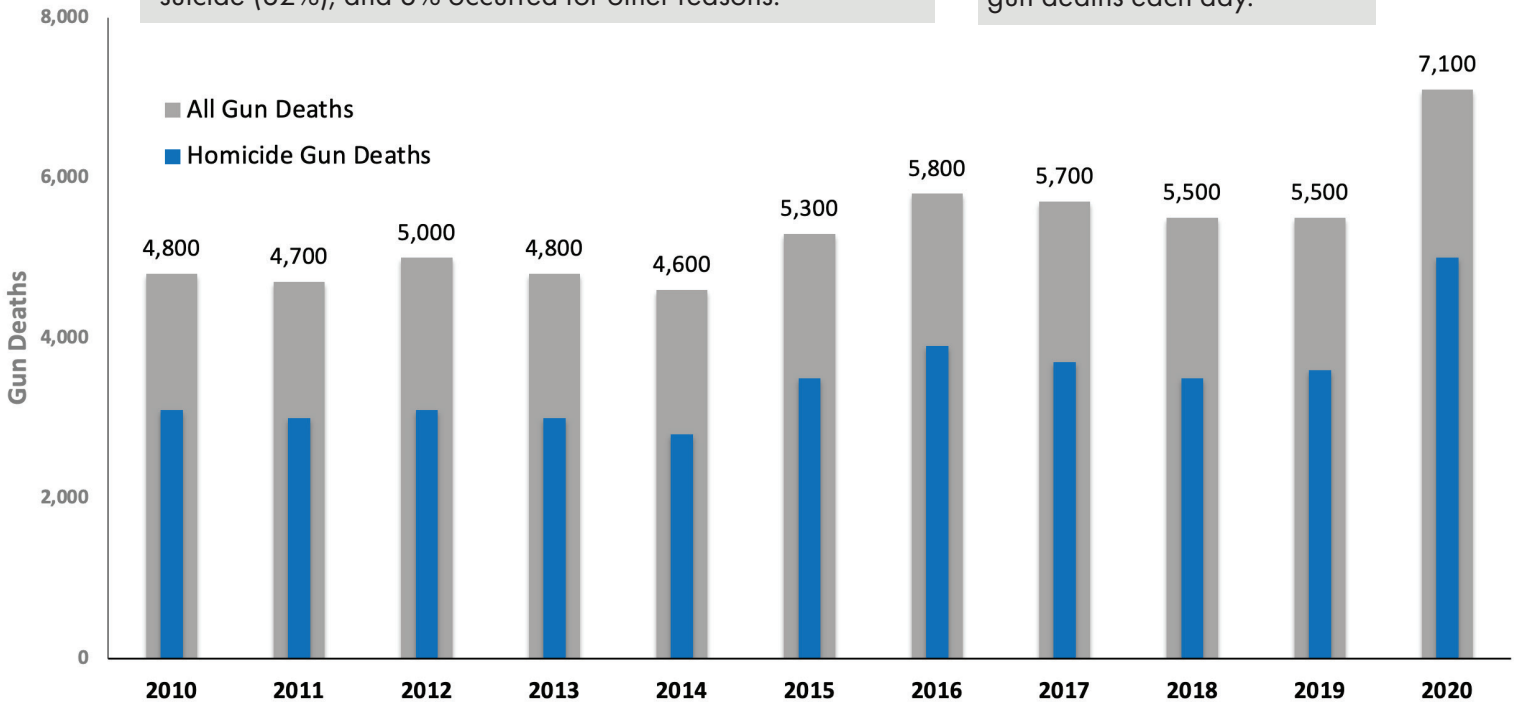
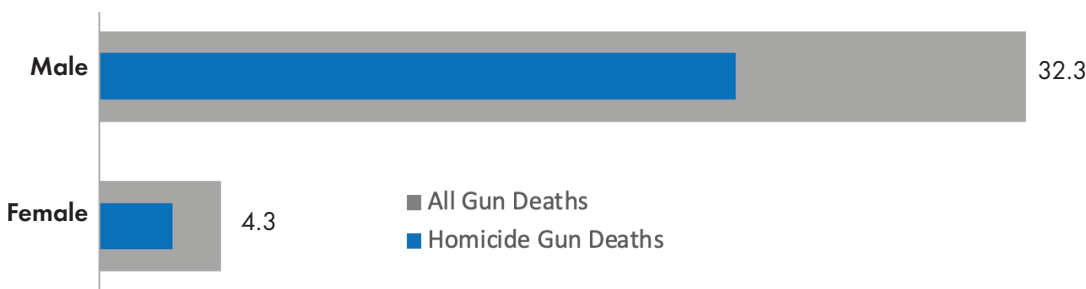


Figure 2: Number of total gun deaths among all BCHC cities, with insert bar representing homicides, 2010-2020.

GUN DEATHS BY GENDER IN BCHC CITIES

In 2020, the age-adjusted gun death rate was 32 per 100,000 males vs. 4 per 100,000 females (for comparison the national gun death rate was 23.8 for males vs. 3.8 for females).



The death rate from guns was eight times higher for men compared to women.

Among men and women, homicides accounted for approximately 65% of gun deaths.

Figure 3: Gun death rate, by gender, with insert bar representing homicides. Data are averaged across BCHC cities, 2020 (per 100,000 population, age-adjusted).

GUN DEATHS BY AGE IN BCHC CITIES

Gun deaths are a leading cause of death among young people.

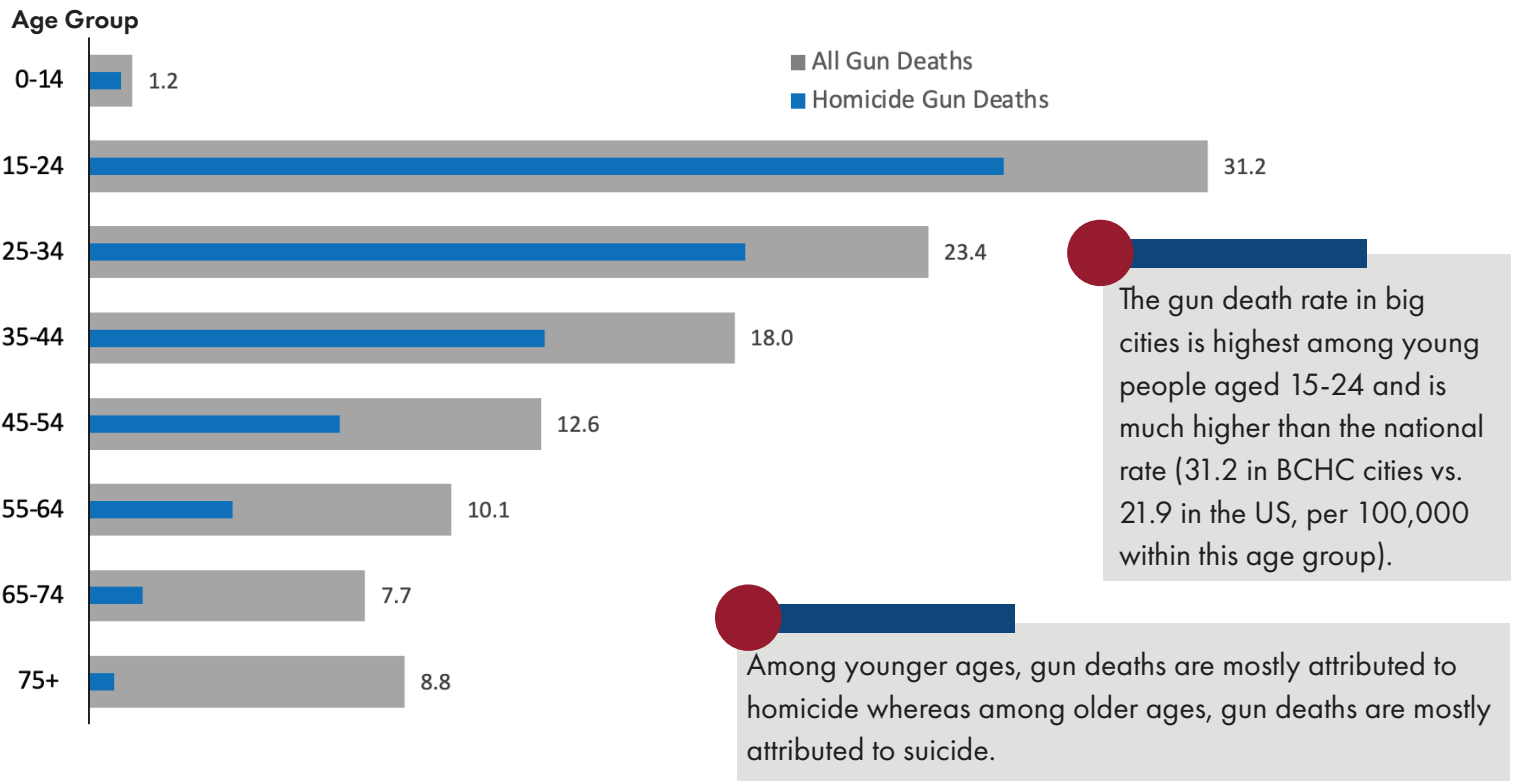


Figure 4: Gun death rate, by age, with insert bar representing homicides. Data are averaged across BCHC cities, 2020 (per 100,000 population).

GUN DEATHS BY RACE AND ETHNICITY IN BCHC CITIES

Guns killed Black people in BCHC cities at a much higher rate (40.3 per 100,000) than any other racial or ethnic group and most of the deaths were attributed to homicide. The proportion of gun deaths attributed to homicide was approximately 80% for Black persons, 70% for Hispanic persons, 20% for white persons, and <0.1% for Asian & Pacific Islander persons.

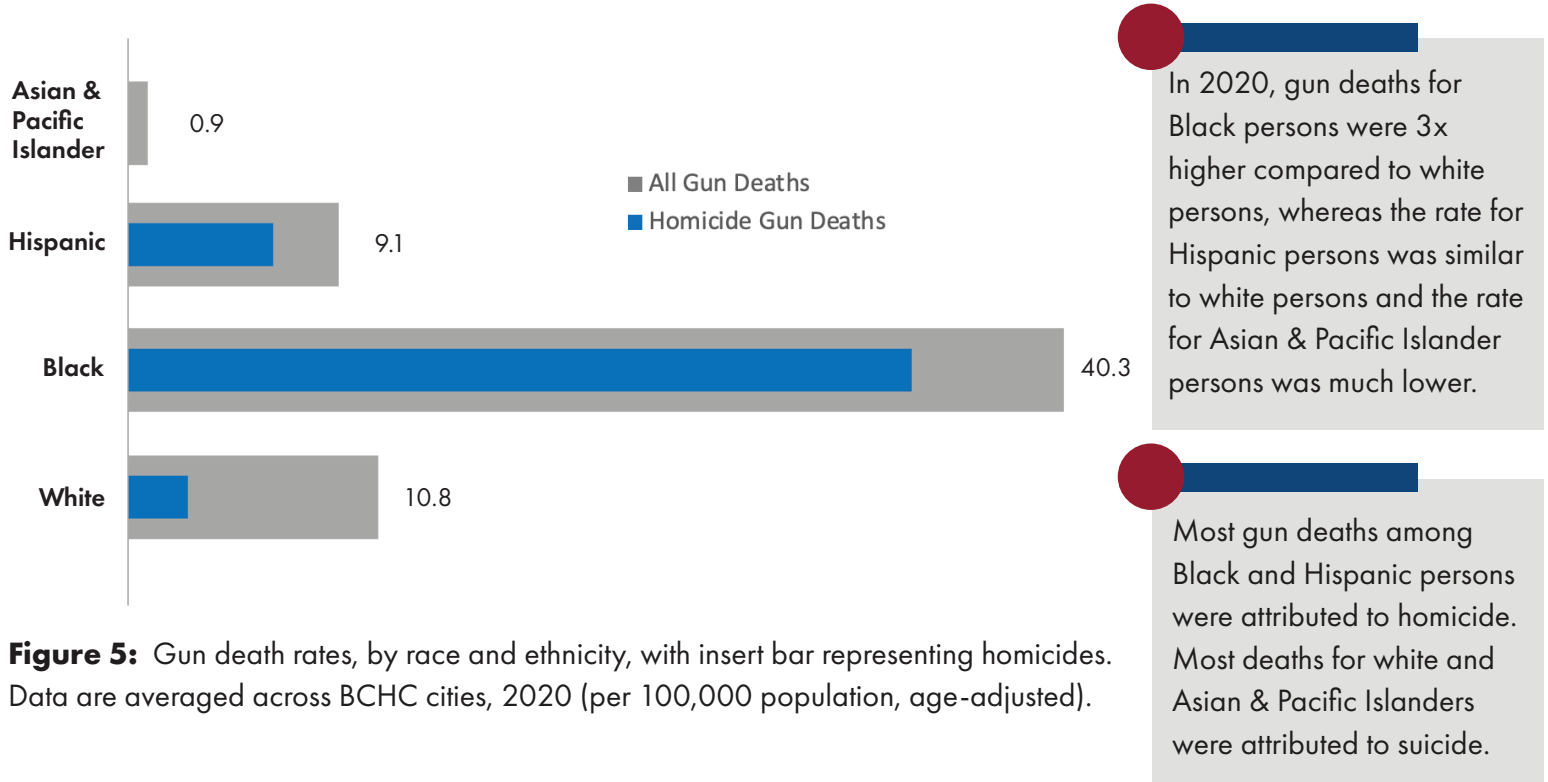


Figure 5: Gun death rates, by race and ethnicity, with insert bar representing homicides. Data are averaged across BCHC cities, 2020 (per 100,000 population, age-adjusted).

SOLUTIONS AND ADVOCACY

Gun violence is a leading cause of premature death and injury in the in the United States. Gun violence has had profound, wide-ranging impacts across the nation’s largest cities, particularly among Black residents. For communities to flourish, public health strategies aimed at preventing gun deaths must be fully implemented. Big city public health officials have both advocated for stronger state and federal policies that limit access to guns and increased funding for community-based solutions to the gun violence epidemic. BCHC’s recent report with Prevention Institute, *Community Safety Realized: Public Health Pathways to Preventing Violence*, describes community-driven, multi-sector approaches to preventing violence and realizing community safety. For more on the BCHC’s policy initiatives see here.

ABOUT THE DATA PLATFORM

Since 2019, the Big Cities Health Inventory (BCHI) data platform has been maintained by the Drexel Urban Health Collaborative (UHC) at the Dornsife School of Public Health in partnership with Big Cities Health Coalition (BCHC). Visitors to the data platform can explore metrics, view data charts by city, select multiple cities for comparison, and download charts and data. Visit the BCHI data platform (bigcitieshealthdata.org) to learn more. The BCHI data platform is primarily funded by the U.S. Centers for Disease Control and Prevention through a cooperative agreement with the National Association of County and City Health Officials. The views expressed in this brief do not necessarily represent the views of the funders.



Figure 5: Screenshot of Big Cities Health Inventory data platform.

BCHC AND UHC PARTNERSHIP

The Big Cities Health Coalition (BCHC) is a forum for the lead health officials of America’s largest metropolitan health departments to exchange strategies and jointly address issues to promote the health and safety of more than 61 million people they serve. The Drexel Urban Health Collaborative (UHC) has partnered with BCHC to support the Coalition’s vision of healthy, more equitable cities through big city innovation and leadership. The UHC is a multidisciplinary research and practice center that leverages the power of data, research, education, and partnerships to make cities healthier, more equitable, and environmentally sustainable.

CITATION

Niamatullah, S., Auchincloss, A., Livengood, K. (2022). *Gun Deaths in Big Cities*. Drexel University, Urban Health Collaborative. Philadelphia, PA.